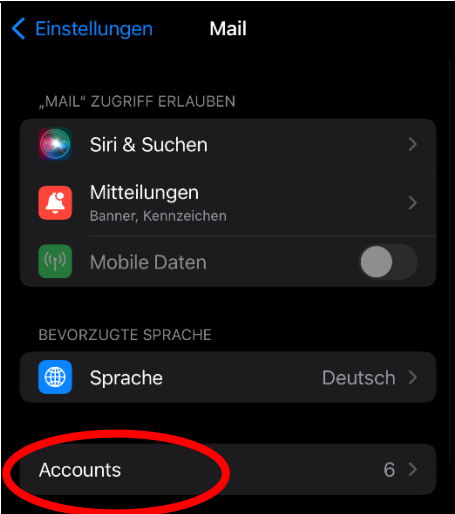
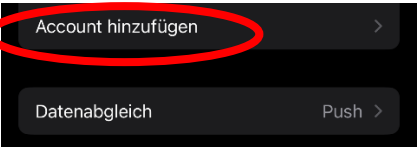

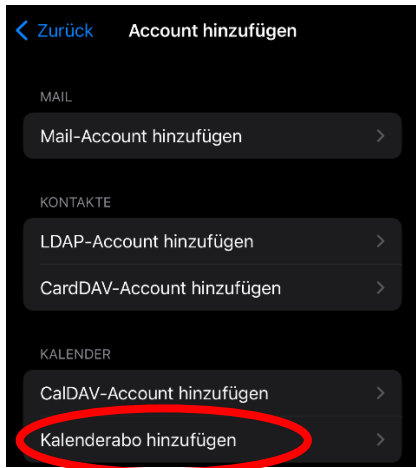
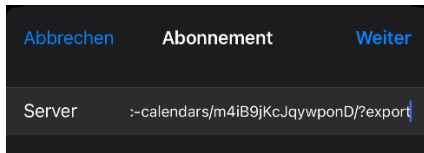
 <p>The screenshot shows the 'Einstellungen' (Settings) app. The 'Mail' option, represented by an envelope icon, is circled in red.</p>	<p>Bei Einstellungen auf <b>Mail</b> klicken</p>
 <p>The screenshot shows the 'Mail' settings page. The 'Accounts' option at the bottom, which shows '6' accounts, is circled in red.</p>	<p><b>Accounts</b> auswählen</p>
 <p>The screenshot shows the 'Account hinzufügen' (Add Account) screen. The title 'Account hinzufügen' is circled in red.</p>	<p><b>Account hinzufügen</b></p>
 <p>The screenshot shows the list of account providers in the 'Account hinzufügen' screen. The 'Andere' (Other) option at the bottom is circled in red.</p>	<p><b>Andere</b></p>

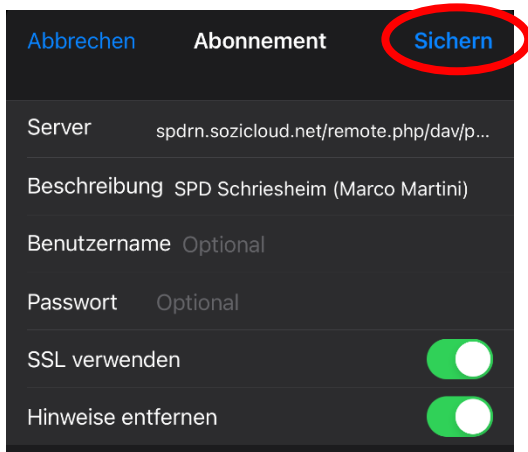


Kalenderabo  
hinzufügen



Serveradresse  
eintragen

<https://spdrn.sozicloud.net/remote.php/dav/public-calendars/m4iB9jKcJqywponD/?export>



Sichern